

DOORPHONE/INTERPHONE

HANDS-FREE DOORPHONE

KDP-Q81F·KD-Q81T

4
WIRE



MADE IN KOREA

FUNCTION

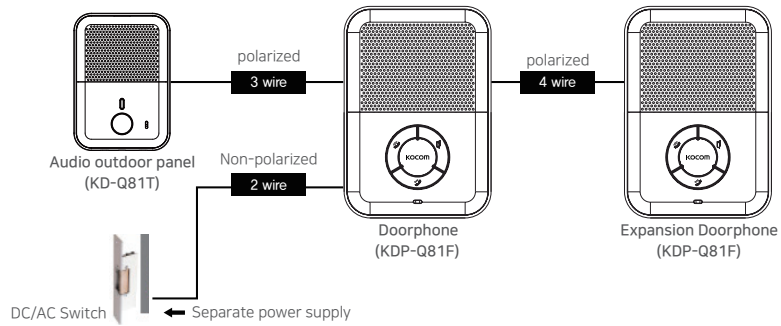
- Calling to & Phone call with sub-unit at the entrance
- Phone calling and door opening
- Connection with doorlock by AC or DC type
- LED brightness control for checking operating status
- Doorphones extension upto 4 units
- Mutual beeping & calling through doorphones

SPECIFICATIONS

Model No.	KDP-Q81F	KD-Q81T
Power source	100~240V~50/60Hz	DC 12±2V (Supply from doorphone)
Power consumption	Stand by 1.3W, Max 2.6W	2W
Operating temperature	0°C ~ + 40°C	-10°C ~ + 50°C
Dimension	119(W)×170(H)×30(D)mm	94(W)×134(H)×21.5(D)mm
Wiring	Audio outdoor panel : polarized 3 wire Door open : non-polarized 2 wire/ (power separate)	
Mount type	Surface mount	
Communication system	Hands-free type	

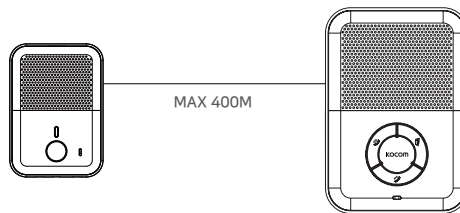
WIRING DIAGRAM

■ SYSTEM DIAGRAM

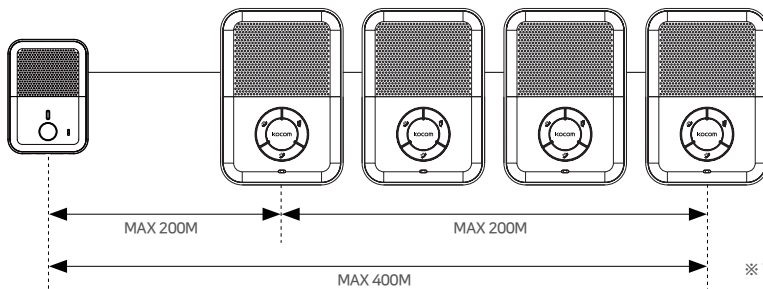


※ Upto 4 units extension is available
 ※ This image may differ from the actual product.

■ DOORPHONE ↔ AUDIO OUTDOOR PANEL 1:1



■ DOORPHONE ↔ AUDIO OUTDOOR PANEL 4:1

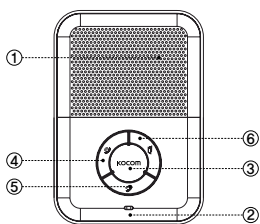


- Cable type : CAT5
- Cable bander : LS Cable
- Cable Impedance : 1/2 pair, 100M = 10Ω
- MAX cable distance :
 - 1/2 pair : 300M
 - 1 pair : 600M

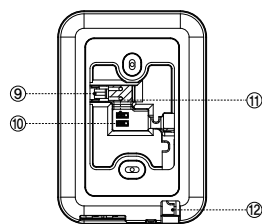
※ The switchgear may vary in distance depending on the switching voltage.

NAME AND FUNCTIONS OF EACH PART

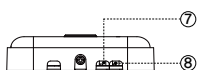
· Doorphone (Front)



· Doorphone (Back)

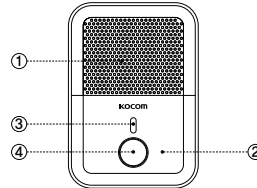


· Doorphone(Bottom)

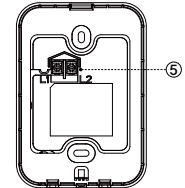


- ① Speaker
- ② Mic
- ③ Power/Show motion sensor LED
- ④ A front door magnetic button
- ⑤ Extension button / Paging button
- ⑥ Open door & Menu button
- ⑦ Call volume three stage variable switch
- ⑧ Pager volume three stage variable switch
- ⑨ AC/DC Switch connection terminal
- ⑩ A front door magnetic connection terminal
- ⑪ Upgrade terminal
- ⑫ AC Power wiring connection jack

· Audio Outdoor Panel (Front)



· Audio Outdoor Panel (Back)



- ① Speaker
- ② Mic
- ③ Power/Show motion sensor LED
- ④ Call button
- ⑤ Doorphone connection wiring