




ILM-200
Interlock Module




- Power input: 12~24VDC
- Relay rated: 3A/125VAC/30VDC
- Dimensions: 73 (L)x 63 (W)mm
- Operating Temper.: -20~+70°C
- Humidity: 0~95% non-condensign.




SM1228
Power Transformer Module

- Power Input: 13~28VDC
- Power Output: 12VDC, 300mA
- Dimensions: 51(L)x40(W)x15(D)mm



TLM-200(Right)
TLM-100MST (Left)
Door Status Indicator

- Power Input: 12~24VDC
- Current Draw: 40mA/12VDC, 70mA/24VDC
- TLM-100MST
(Optional SMB-040 housing for surface mount)
TLM-200 European size
(Optional SMB-86ALU housing for surface mount)



DBR-200
Relay Board

- Power Input: 8~30VAC or 11~30VDC
- Current draw: 45mA/ 12VDC
- Relay rated: 5A/ 24VAC, 5A/30VDC



PSM-S1A12V
Waterproof Switching Module

- Power Input: 12~28VAC; 12~50VDC
- Power Output: 12VDC, 1A
- Efficiency: >70%
- Dimensions:(L)70, (W)40, (D)20 mm



GPD-3015-PLUS
Voltage Distribution Board

- DC voltage averagely distributed to five output contacts
- Each contact with "PPTC" re-settable fuse protection based on the dynamic equilibrium of energy.
- Dimensions: 70(L)x60(W)mm



SM1224-1A
Mini Voltage Switching Module

- Power Input : 15~24VAC or 16~28VDC
- Power Output : 12VDC, 300mA
- Dimensions : 51(L)*40(W)*15(D)mm



FFP-1224
PSU Interface module for Fire alarm panel

- Power Input: 12~24VDC
- Output: 12~24VDC
- Relay rated: 6A/125VAC~12A/125VAC
12A/28VDC
- Dimensions: 47(L)x59(W)mm

Warranty

The product is warranted against defects in material and workmanship while used in normal service for a period of 1 year from the date of sale to the original customer. The GEM policy is one of continual development and improvement; therefore GEM reserves the right to change specifications without notice.

GIANNI INDUSTRIES, INC.